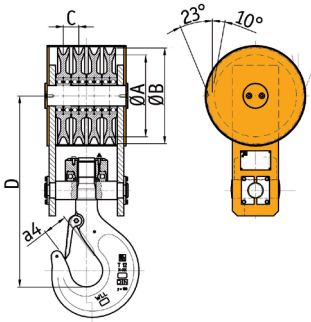


Bozzello serie pesante tipo 1HM a 4 pulegge

1HM type four sheaves overhead craneblock

Carter in lamiera grande spessore
Steel sheet carter

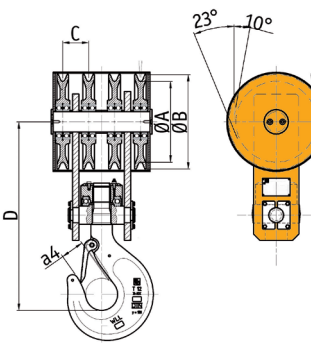


Codice Code	Fune Rope Ø mm	Portata WLL		Dimensioni Dimensions				Gancio Hook DIN 15401	Peso Weight Kg
		ISO M5 t	ISO M6 t	A mm	B mm	C mm	D mm		
1HM08208	13	25	20	280	330	54	640	10-T	185
1HM08208	14	25	-	280	330	54	640	10-T	185
1HM09209	15	32	25	320	375	60	750	12-T	270
1HM09209	16	32	-	320	375	60	750	12-T	270
1HM10210	17	40	32	355	425	65	850	16-T	365
1HM10210	18	40	-	355	425	65	850	16-T	365
1HM11211	19	50	40	400	470	70	915	20-T	470
1HM11211	20	50	-	400	470	70	915	20-T	470

Bozzello serie pesante tipo 1HG a 4 pulegge

1HG type four sheaves overhead craneblock

Carter in lamiera grande spessore
Steel sheet carter

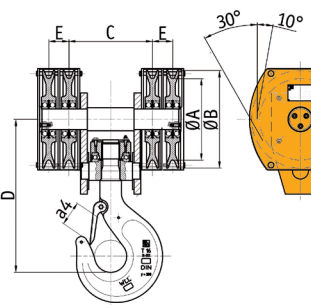


Codice Code	Fune Rope Ø mm	Portata WLL		Dimensioni Dimensions				Gancio Hook DIN 15401	Peso Weight Kg
		ISO M5 t	ISO M6 t	A mm	B mm	C mm	D mm		
1HG07207	12	20	16	257	297	85	623	8-T	150
1HG07207	13	20	-	257	297	85	623	8-T	150
1HG08208	13	25	20	280	330	90	640	10-T	180
1HG08208	14	25	-	280	330	90	640	10-T	180
1HG09209	15	32	25	320	375	103	750	12-T	260
1HG09209	16	32	-	320	375	103	750	12-T	260
1HG10210	17	40	32	355	425	108	850	16-T	355
1HG10210	18	40	-	355	425	108	850	16-T	355
1HG11211	19	50	40	400	470	115	915	20-T	450
1HG11211	20	50	-	400	470	115	915	20-T	450

Bozzello serie pesante tipo 1HL a 4 pulegge

1HL type four sheaves overhead craneblock

Carter in lamiera grande spessore
Steel sheet carter



Codice Code	Fune Rope Ø mm	Portata WLL		Dimensioni Dimensions					Gancio Hook DIN 15401	Peso Weight Kg
		ISO M5 t	ISO M6 t	A mm	B mm	C mm	D mm	E mm		
1HL08208	13	25	20	280	330	280	620	60	10-T	180
1HL08208	14	25	-	280	330	280	620	60	10-T	180
1HL09209	15	32	25	320	375	320	700	60	12-T	260
1HL09209	16	32	-	320	375	320	700	60	12-T	260
1HL10210	17	40	32	355	425	355	770	89	16-T	355
1HL10210	18	40	-	355	425	355	770	89	16-T	355
1HL11211	19	50	40	400	470	400	850	89	20-T	450
1HL11211	20	50	-	400	470	400	850	89	20-T	450

- Verniciati giallo RAL 1007 e nero RAL 9005.
- Pulegge in acciaio stampato serie 15B.
- RAL 9005 black and RAL 1007 yellow painted.
- Series 15B forged steel sheaves.